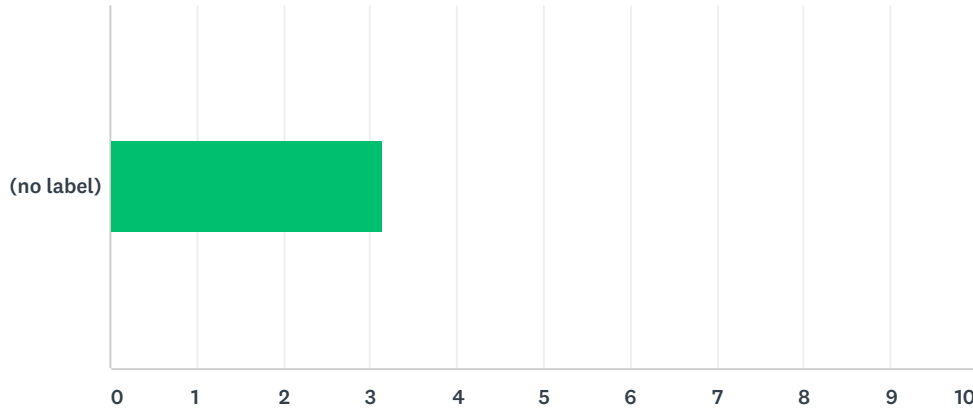


Q1 To what extent is The Grail your primary community?

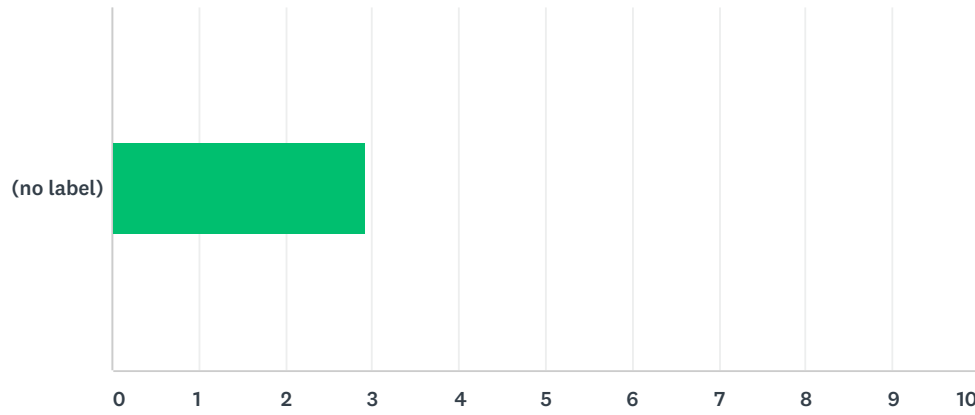
Answered: 71 Skipped: 6



	1 NOT AT ALL	2	3 SOMEWHAT	4	5 IT IS MY PRIMARY COMMUNITY		TOTAL	WEIGHTED AVERAGE
(no label)	16.90% 12	14.08% 10	28.17% 20	21.13% 15		19.72% 14	71	3.13

Q2 How important to The Grail mission is Grail land?

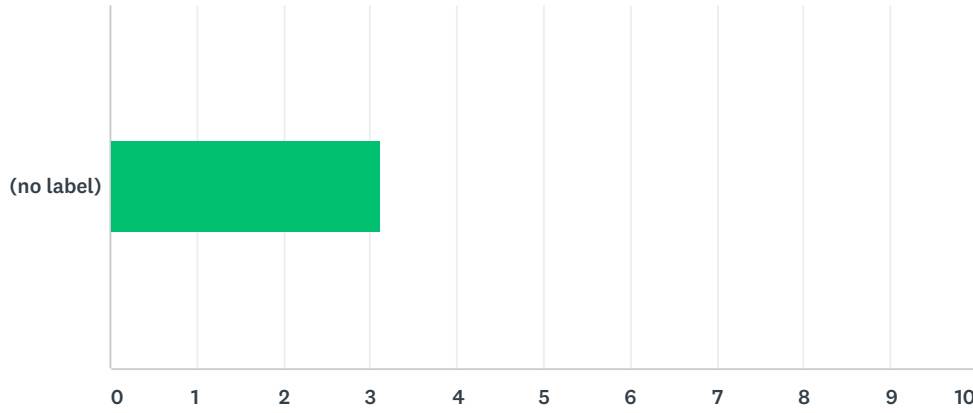
Answered: 71 Skipped: 6



	1 NOT IMPORTANT AT ALL	2	3 SOMEWHAT IMPORTANT	4	5 VERY IMPORTANT	TOTAL	WEIGHTED AVERAGE
(no label)	18.31% 13	26.76% 19	23.94% 17	7.04% 5	23.94% 17	71	2.92

Q3 Do you feel you are represented by Council?

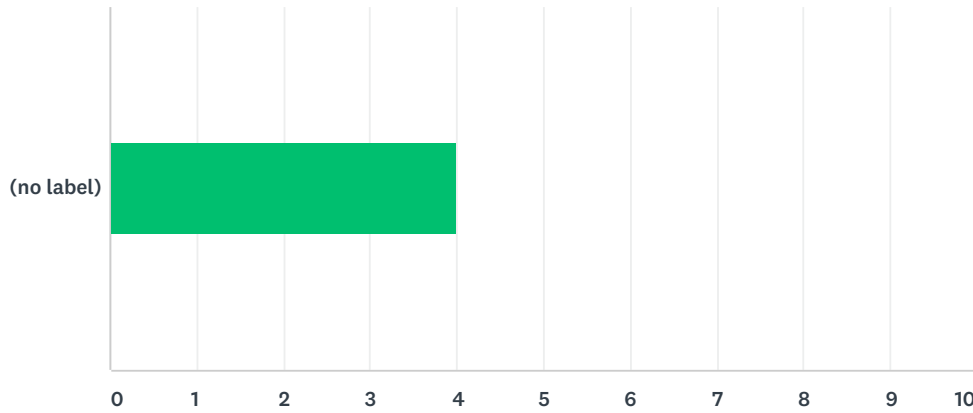
Answered: 70 Skipped: 7



	1 NO	2	3 SOMEWHAT	4	5 YES	TOTAL	WEIGHTED AVERAGE
(no label)	20.00% 14	18.57% 13	20.00% 14	12.86% 9	28.57% 20	70	3.11

Q4 How important are your Grail relationships to you in your present reality?

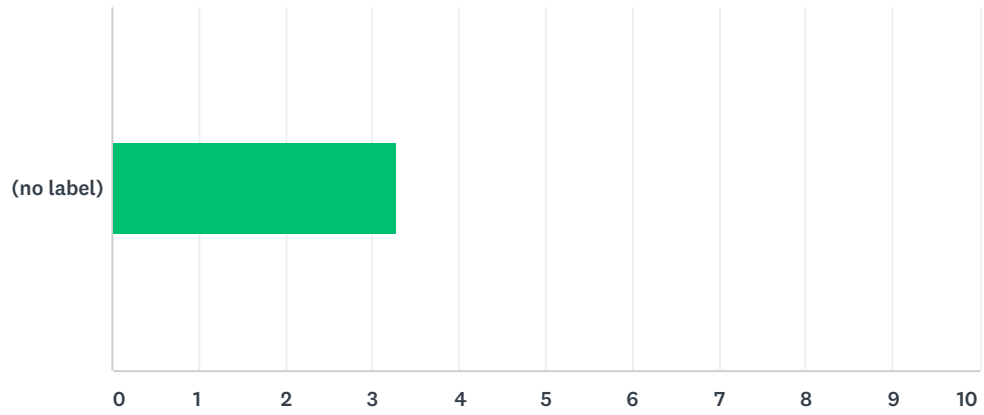
Answered: 72 Skipped: 5



	1 NOT IMPORTANT AT ALL	2	3 SOMEWHAT IMPORTANT	4	5 VERY IMPORTANT	TOTAL	WEIGHTED AVERAGE
(no label)	1.39% 1	9.72% 7	19.44% 14	26.39% 19	43.06% 31	72	4.00

Q5 How important is your Grail membership to your spiritual core?

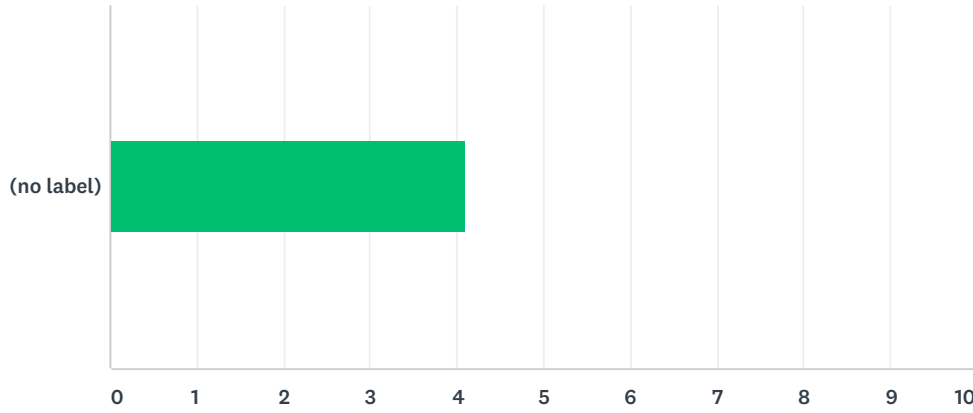
Answered: 72 Skipped: 5



	1 NOT IMPORTANT AT ALL	2	3 SOMEWHAT IMPORTANT	4	5 VERY IMPORTANT	TOTAL	WEIGHTED AVERAGE
(no label)	11.11% 8	15.28% 11	27.78% 20	25.00% 18	20.83% 15	72	3.29

Q6 How important to your lived reality is The Grail stance on anti-racism?

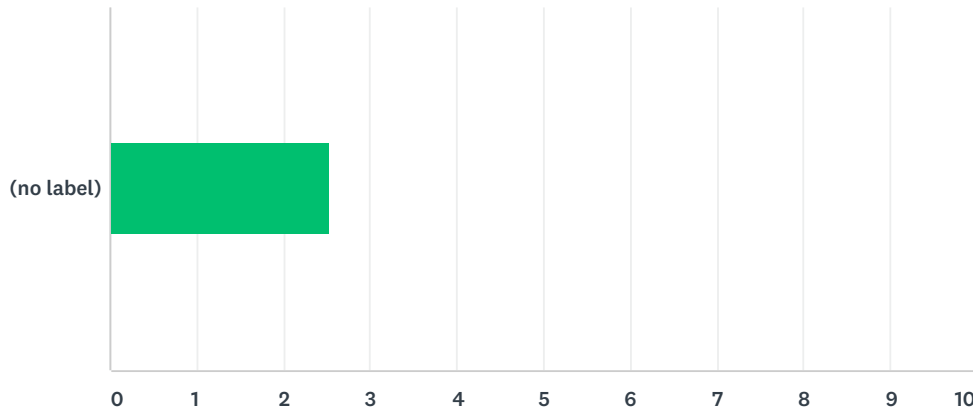
Answered: 72 Skipped: 5



	1 NOT IMPORTANT AT ALL	2	3 SOMEWHAT IMPORTANT	4	5 VERY IMPORTANT	TOTAL	WEIGHTED AVERAGE
(no label)	2.78%	6.94%	16.67%	25.00%	48.61%	72	4.10
	2	5	12	18	35		

Q7 How available are you to serve on Grail committees?

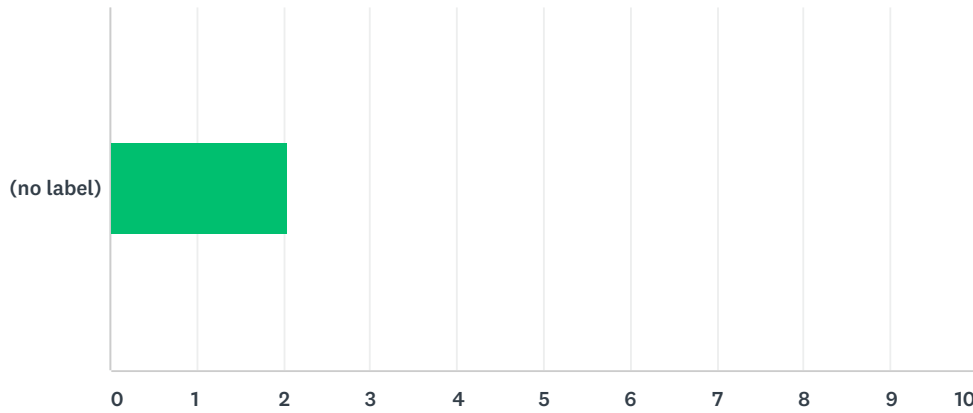
Answered: 72 Skipped: 5



	1 NOT AVAILABLE AT ALL	2	3 SOMEWHAT AVAILABLE	4	5 VERY AVAILABLE	TOTAL	WEIGHTED AVERAGE
(no label)	18.06% 13	30.56% 22	36.11% 26	9.72% 7	5.56% 4	72	2.54

Q8 How willing are you to offer yourself for Grail leadership?

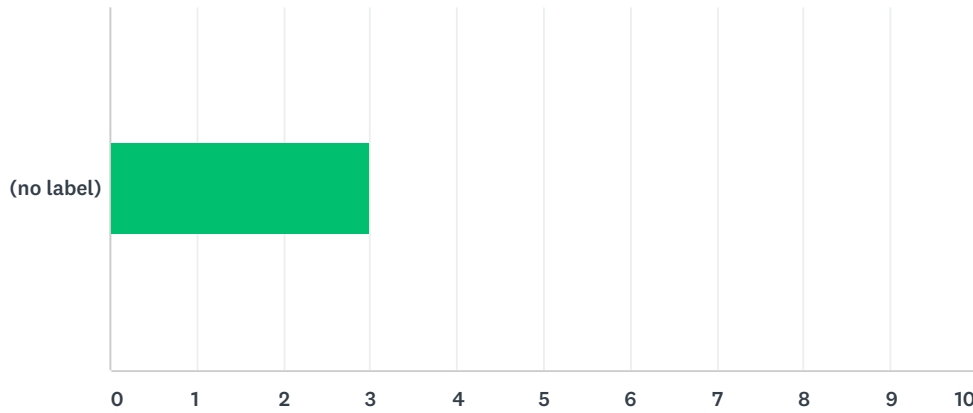
Answered: 72 Skipped: 5



	1 NOT AT ALL WILLING	2	3 SOMEWHAT WILLING	4	5 VERY WILLING	TOTAL	WEIGHTED AVERAGE
(no label)	37.50% 27	34.72% 25	18.06% 13	4.17% 3	5.56% 4	72	2.06

Q9 How able are you to attend Grail events?

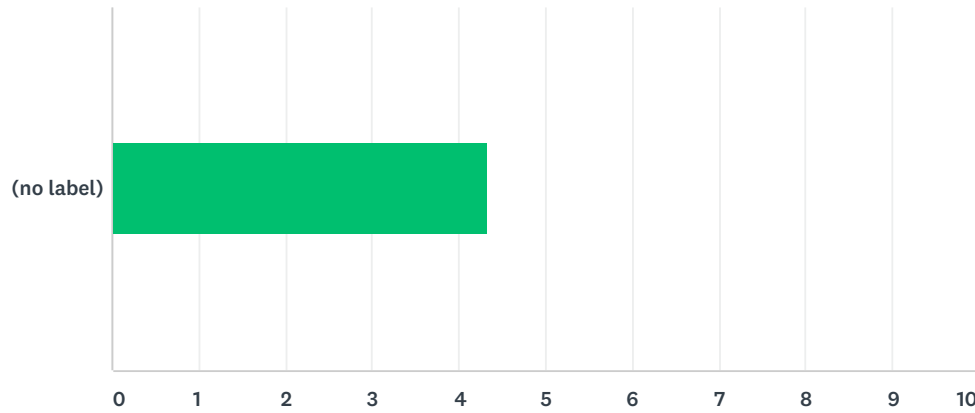
Answered: 71 Skipped: 6



	1 NOT ABLE AT ALL	2	3 SOMEWHAT ABLE	4	5 VERY ABLE	TOTAL	WEIGHTED AVERAGE
(no label)	11.27%	16.90%	42.25%	21.13%	8.45%	71	2.99
	8	12	30	15	6		

Q10 How often do you read Grail communications?

Answered: 71 Skipped: 6



	1 NEVER	2	3 OCCASIONALLY	4	5 ALL THE TIME	TOTAL	WEIGHTED AVERAGE
(no label)	0.00%	4.23%	14.08%	25.35%	56.34%	71	4.34
	0	3	10	18	40		